

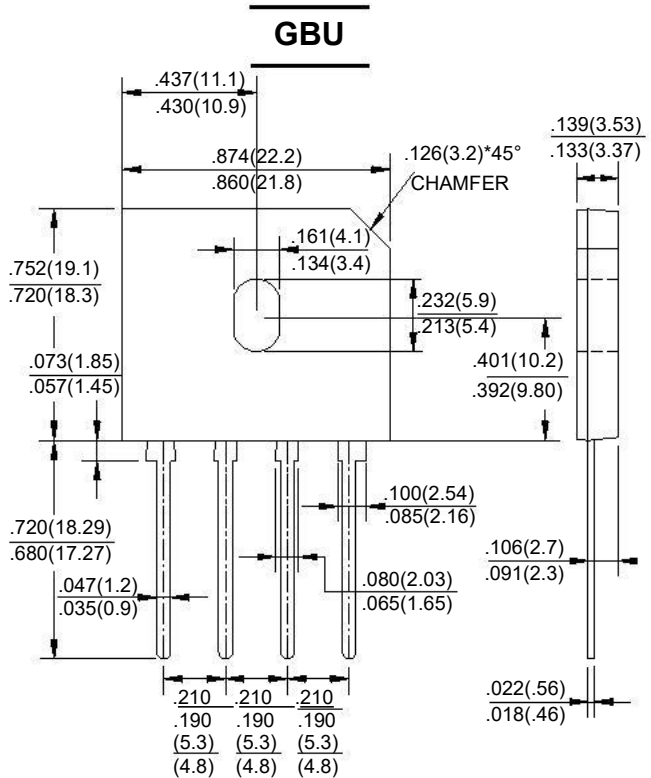
GBU10005 thru GBU1010

GLASS PASSIVATED BRIDGE RECTIFIERS

REVERSE VOLTAGE - 50 to 1000Volts
FORWARD CURRENT - 10.0 Amperes

FEATURES

- Surge overload rating -220 amperes peak
- Ideal for printed circuit board
- Reliable low cost construction utilizing molded plastic technique
- Plastic material has U/L flammability classification 94V-0
- Mounting position: Any



MAXIMUM RATINGS AND ELECTRICAL CHARACTERISTICS

Rating at 25°C ambient temperature unless otherwise specified.

Single phase, half wave, 60Hz, resistive or inductive load.

For capacitive load, derate current by 20%

CHARACTERISTICS	SYMBOL	GBU 10005	GBU 1001	GBU 1002	GBU 1004	GBU 1006	GBU 1008	GBU 1010	UNIT	
Maximum Recurrent Peak Reverse Voltage	V _{RRM}	50	100	200	400	600	800	1000	V	
Maximum RMS Voltage	V _{RMS}	35	70	140	280	420	560	700	V	
Maximum DC Blocking Voltage	V _{DC}	50	100	200	400	600	800	1000	V	
Maximum Average Forward Rectified Current @ T _C =100°C (with heatsink Note 2) @ T _C =100°C (without heatsink)	I <sub(av)< sub=""></sub(av)<>	10.0 3.0								A
Peak Forward Surge Current 8.3ms Single Half Sine-Wave Super Imposed on Rated Load (JEDEC Method)	I _{FSM}	220								A
Maximum Forward Voltage at 5.0A DC	V _F	1.1								V
Maximum DC Reverse Current at Rated DC Blocking Voltage @ T _J =25°C @ T _J =125°C	I _R	10.0 500								μA
I _{2t} Rating for Fusing (t<8.3ms)	I _{2t}	200								A _{2s}
Typical Junction Capacitance Per Element (Note1)	C _J	70								pF
Typical Thermal Resistance	R _{θJC}	2.2								°C/W
Operating Temperature Range	T _J	-55 to +150								°C
Storage Temperature Range	T _{STG}	-55 to +150								°C

NOTES: 1. Measured at 1.0MHz and applied reverse voltage of 4.0V DC.

2. Device mounted on 100mm*100mm*1.6mm Cu plate heatsink.

GBU10005 thru GBU1010

FIG.1-MAXIMUM FORWARD SURGE CURRENT

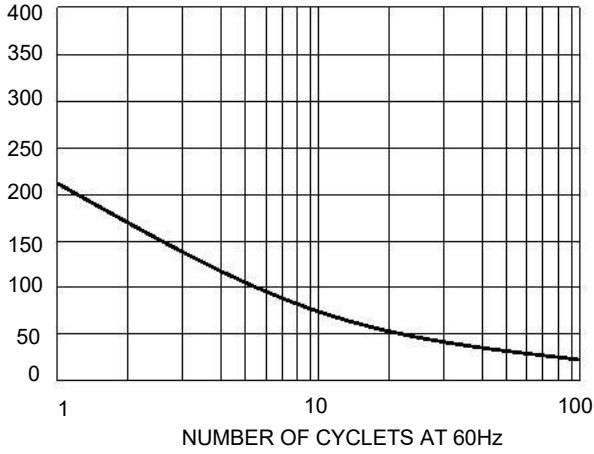


FIG.2- DERATING CURVE
OUTPUT RECTIFIED CURRENT

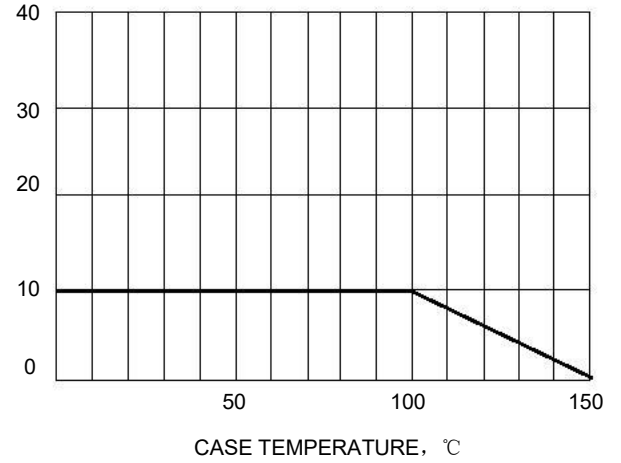


FIG.3-TYPICAL FORWARD CHARACTERISTICS

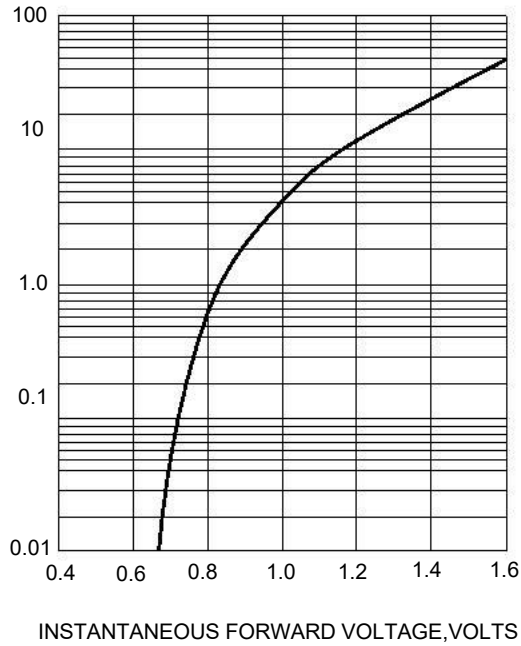


FIG.4-TYPICAL REVERSE CHARACTERISTICS

